

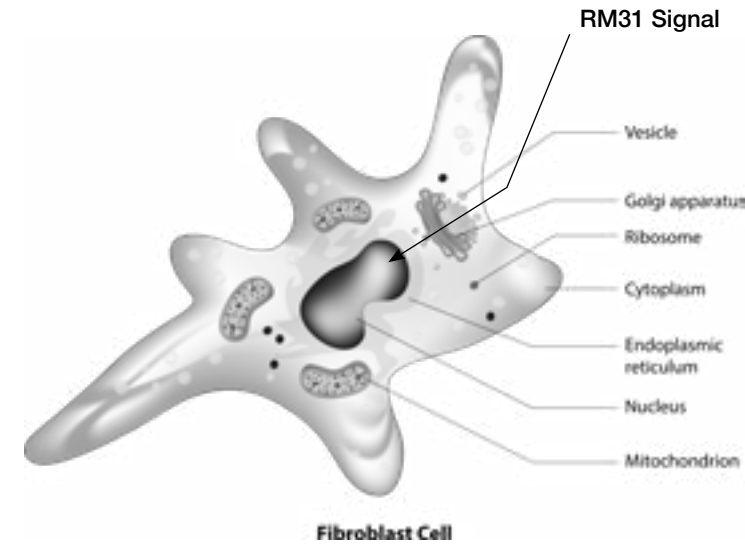


GENOS FIBROCELL **MEN**
MEDICAL INFORMATION

CONTENT - MEDICAL INFORMATION

THE GENOS METHOD page - 07 -
THE GENOS 3 -FOLD FORMULA page - 08 -
RESULTS TELOMERE MEASUREMENT page - 09 -
FIBROBLAST STIMULATION page - 11 -
LONGEVITY - INNER SOURCE OF BEAUTY page - 13 -
GENOS FIBROCELL MEN page - 16 -

FIBROBLAST - STIMULATION THROUGH RM 31



Conversion of molecular RM31 structure into molecular RM31 signal, intracellular intervention by specific signal transduction using RM31 signal Binding of RM31 signal to e.g. α -importin with subsequent intranuclear transport, autocatalytic effect by discharge of RM31 signal, stimulation of fibroblasts.



GENOS FIBROCELL MEN

Fibroblast stimulation & telomere extension
 Medical cell rejuvenation from within
 Authorized magistral medicine according to §21 of the German Medicines Act (AMG)

THE GENOS PROCESS

Cell rejuvenation through signal transduction

The GENOS procedure has been developed over the last 20 years from interdisciplinary fields of biophysics, biochemistry, epigenetics, microbiology, toxicology and regenerative medicine and is patented for Europe and USA. It is currently the only method of its kind that transfers specific molecules into signals by biophysical intervention and can harness them for intranuclear regulation of important epigenetic key positions as well as other cellular functions by using signal transduction. In biochemistry and physiology, signal transduction refers to a process in which an extracellular signal is mediated across the cell membrane into the cell interior. The process consists of several steps in which second messengers, receptors and other enzymes can be involved. The GENOS method is the first to enable intranuclear access and cell nuclear stimulation by signal transduction of the biophysically activated molecule (RM31) and can be used for cell regeneration as well as for cell rejuvenation through telomere extension.

RM31 - the key molecule that enables cell rejuvenation

RM31 is the name of a natural molecule that occurs in the human body and is involved in many cellular mechanisms. Its application is therefore multiple. RM31 acts in the body as an endogenous substance and is therefore without known side effects. It is highly effectively activated by the GENOS process and subsequently released in the body in a targeted manner.

How does RM31 work?

The effect of the natural, biophysically activated RM31 is released into the cell through a targeted signal transduction with subsequent binding to alpha-importin. Signal transduction of the RM31 frequency signature results in stimulation of cell function, with an autocatalytic effect induced in the nucleus by intranuclear transport of RM31. This stimulation causes on the one hand an increase in fibroblasts and on the other hand an extension of telomeres in healthy cells.

GENOS FIBROCELL works from the inside, where health and vitality start. Each GENOS FIBROCELL contains three identical infusions, which are applied once a week by infusion (over 45 minutes).

Formula 1: Telomere extension

Lengthening of telomeres (in healthy cells). Proven cell rejuvenation of up to 5 years after 3 weeks of application.

Formula 2: Fibroblast stimulation

Thanks to the proven activation of fibroblasts, an increase in skin elasticity, connective and supportive tissue, can be achieved with only three infusions.

Formula 3: Increase of cell tension

Due to the additional natural bio-catalysts contained in GENOS FIBROCELL, which are necessary for cellular respiration, cellular tension can be significantly increased. This results in a rejuvenating and vitalizing effect.

Proven effect of GENOS FIBROCELL

Telomeres and telomere length measurement

The length of the telomeres determines the biological age of a human being. Telomeres are the protective caps at the end of chromosomes, which shorten instead of DNA with each cell division. This protects the DNA from damage. With each cell division, the cell loses telomere length until the cells can no longer divide. This process causes the aging of the cell and the aging of the human being. GENOS FIBROCELL has been proven to be able to lengthen the telomeres again. Lengthening telomeres means rejuvenation of the cell, improved metabolic processes, improved cellular supply, less susceptibility to disease, reduced risk of cancer, and less degeneration of joints and tendons. Overall, vitality is maintained longer.

For the measurement of biological age, a blood sample of 10.0 ml is required. From this, the telomere length is determined and provided to the patient as a comprehensive report. The measurement before and after the application of GENOS FIBROCELL can be done by each patient as a proof of the effect and his personal cell rejuvenation.

Results of telomere length measurements before application by FIBROCELL MEN

MEASUREMENT → BEFORE

Your telomere length

Median Telomere Length: 10,2 Kb



Median Telomere Length (MLT) = 10,2 ± 0,3 Kb

Average Telomere Length (MLT) = 11,9 Kb

Your estimated biological age:

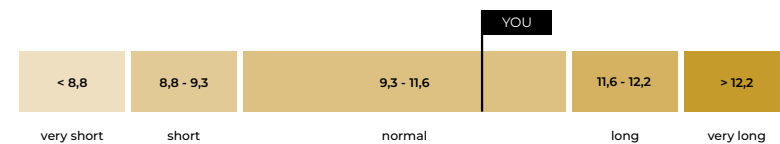
estimated biological age: **60 years old**

chronological age (years): **58 years old**

Results of telomere length measurements after application by FIBROCELL MEN

MEASUREMENT → AFTER

Your telomere length
Median Telomere Length: 10,6 Kb



Median Telomere Length (MLT) = 10,6 ± 0,3 Kb

Average Telomere Length (MLT) = 12,0 Kb

Your estimated biological age:

estimated biological age: **55 years old**

chronological age (years): **58 years old**

FIBROBLAST STIMULATION AND SKIN AGING

Fibroblasts are cells that are a major component of connective tissue. They play an important role in the synthesis of the inter-cellular substance needed to build the so-called extracellular matrix. Fibroblasts belong to the fixed connective tissue cells. After maturing into fibrocytes, they become immobile, i.e. fibrocytes and fibroblasts are the same cell type with a different state of activity. Fibroblasts are responsible for the firmness and density of the skin. They have the ability to produce the important support molecules collagen and elastin, which are responsible for the skin's resistance and elasticity. Collagen is a protein produced by the body, which enables the skin to absorb and retain moisture. Over the years, the activity of fibroblasts decreases, causing the skin to show the typical aging effects and the connective tissue to change. It becomes flabbier and the support and stability functions diminish. Likewise, the skin's ability to retain moisture decreases, making it drier and more wrinkled.

Fibroblasts and wound healing

Damage to tissue stimulates the proliferation of fibroblasts („fibroblast proliferation“) and increases the release of cytokines, which in turn have a positive effect on the repair of the injury. Thus, fibroblasts play a central role in wound healing.

Extract from the study results on fibroblast stimulation and stabilization

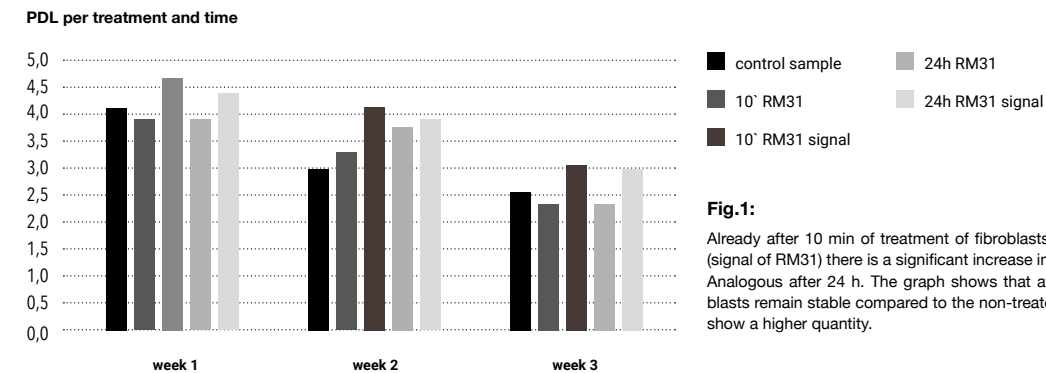


Fig. 1:

Already after 10 min of treatment of fibroblasts with the GENOS method (signal of RM31) there is a significant increase in the amount of fibroblasts. Analogous after 24 h. The graph shows that after three weeks the fibroblasts remain stable compared to the non-treated sample and continue to show a higher quantity.

Shortening in bp	
control sample	779,4
10 min. RM31 molecule	694,3
10 min. RM31 signal	604,0
24h RM31 molecule	758,4
24h RM31 signal	606,5

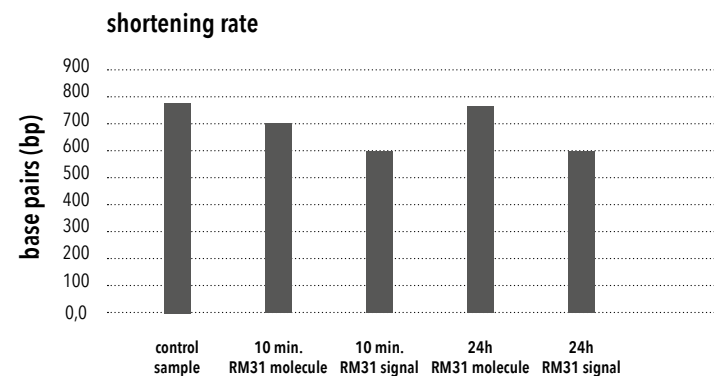


Fig. 2:

Telomere shortening occurs with each cell division. Graph Fig. 2 shows that telomere shortening in cells treated with the GENOS method (RM31 signal) is 180 base pairs (bp) less than in non-treated cells. This means slower cell aging and corresponds to a rejuvenation process of about 5 years after 3 weeks.

INCREASE IN CELL VOLTAGE

The cell voltage of a healthy cell is about -80mV to -90 mV.

Cells can be in two states with respect to cell voltage:

Healthy cell voltage (-60 to -90 mV)

= healthy, highly vital cell, organs and high vitality / life energy.

too low cell voltage (less than -60 mV)

= weak cell, prone to dysfunction, less energy available. The cell has to manage the forces at its disposal. Over time, the cell voltage decreases more and more due to aging, stress, nutritional deficiencies, lack of exercise, disease and environmental influences. A drop below -20 mV means the death of the cell.

LONGEVITY - INNER SOURCE OF BEAUTY

GENOS FIBROCELL is a natural beauty source enriched with RM31 and counteracts the skin aging process: Highly active fibroblasts are naturally regenerated and the skin is supported in its regeneration and renewal from within. A greater amount of collagen, which is crucial for skin firmness, is produced and more moisture can be stored in the skin. Wrinkles and sagging skin can thus be reduced in a natural way. GENOS FIBROCELL causes improved wound healing and healing of the skin. The metabolic processes caused by aging and diminished are reactivated, so that overall improved cell function is possible.

Regulation through autocatalytic effect:

1. improvement of cellular respiration

Stimulation of mitochondrial ATP synthesis to support and improve cell energy/cell tension in healthy cells.

2. cell function regulation

Enrichment of fibroblasts while slowing cellular aging.

How does FIBROCELL BOOST work?

1. Telomere lengthening by up to 5 years through 3-week application, improvement of aging processes
2. Wound healing and skin improvement,
3. Inhibition of inflammatory processes
4. Improvement of cell tension
5. Improvement of cellular respiration
6. Improvement of energy supply and energy availability

Composition & application possibilities

Please refer to the following pages for the exact composition. By using and choosing the composition of exclusively natural substances and substrates, the body is naturally restored to its original regeneration, without any side effects known to us.

The GENOS FIBROCELL infusion also contains other natural substances that regulate cell function. These increase the effectiveness and sustainability of the biophysically activated RM31 signal by amplifying the amplitude of signal transduction, which results in polyfunctional regulation of several factors simultaneously.

Approval & GMP Production

GENOS FIBROCELL Infusion is a special prescription drug approved according to §21 AMG (German Drug Law) and contains the natural, mineral molecule RM31 as the main substance. Through the patented GENOS process, the molecule RM31 is biophysically activated and stored in the liquid in a highly reactive manner. This enables intracellular and intranuclear cell regulation.

All GENOS FIBROCELL formulations are non-prescription prescription drugs, manufactured according to the strictest pharmacy specifications. The production takes place in Germany according to the currently valid GMP guidelines and the pharmacy operating regulations. The quality control of the individual batches is ensured by an external, independent testing laboratory (Labor LS) and by a valid analysis certificate.

Important note

GENOS FIBROCELL is to be used as an infusion and may only be applied by healthcare professionals.

Sources:

YENO In-vitro Study Telomere/ Telomerase activation and inhibition through biophysical activated RM31.

Effects of Electromagnetic Fields on Membrane Ion Transport of Cultured Cells <https://pubmed.ncbi.nlm.nih.gov/9864964/>

AMPK promotes mitochondrial biogenesis and function <https://pubmed.ncbi.nlm.nih.gov/28143904/>

GENOS FIBROCELL MEN INFUSION

Magistral recipe, liquid dilution for infusion

Substance and indication group:

Biophysically activated regulatory molecule, magistral recipe e.g. for cell rejuvenation from the inside.

Composition of the formulation

1 ampoule contains 50 ml consisting of:

RM31, Ubiquinon comp. Heel, Coenzyme comp. Heel, Magnesium-Manganum phosphoricum Injeel Heel, Natrium pyruvicum Injeel Heel, Natrium oxalaceticum Injeel Heel, Cuprum Injeel Heel, Ferrum homaccord Heel, Aloe Injeel Heel, Para-Benzoquinone Injeel Heel, Cutis suis Injeel Heel, Histamin Injeel Heel, Vitamin C Injeel Heel, Zincum metallicum Injeel Heel

Possibility of application

GENOS FIBROCELL MEN is a beauty health product for natural beauty care from the inside by stimulating fibroblasts, elastin and collagen. It serves to improve the appearance of the skin and counteracts the skin aging process. The scientifically proven effect of biophysically activated RM31 shows a significant increase in the amount of fibroblasts with simultaneous cell stability against environmental influences and cell aging. Recent in vivo study results show cell rejuvenation of up to 5 years within 3 - 4 weeks (application of 3 infusions) by lengthening telomeres.

Regulation level of GENOS FIBROCELL MEN infusion

Main regulation level: fibroblast stimulation

24 h biophysically activated RM31, RM31 is a (isolated) natural substance found in all cells of the body. The effect is intracellular, intranuclear as well as extracellular.

Drug pictures according to preparation monograph

1. regulation of mitochondiral membrane (cellular respiration)

Ubiquinon comp. Heel, Ferrum homaccord Heel, Cuprum Injeel Heel

2. regulation cell tension/natural cell regeneration catalysts

Magnesium-Manganum phosphoricum Injeel Heel, Natrium pyruvicum Injeel Heel, Natrium oxalaceticum Injeel Heel

3. regulation skin supply

Cutis suis Injeel Heel, Histamin Injeel Heel, Para-Benzoquinon Injeel Heel, Zincum metallicum Injeel Heel, Aloe Injeel Heel

4. cell supply

Ubiquinon comp. Heel, Coenzyme comp. Heel, Vitamin C Heel, Ferrum homaccord Heel, Cuprum Injeel Heel, Zincum metallicum Injeel Heel

Contraindications

none known

Side effects

none known

Interaction with other drugs

none known

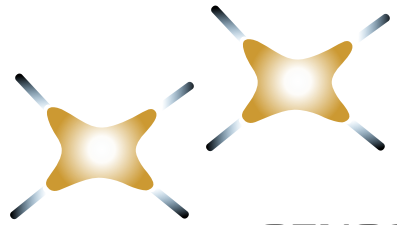
Dosage instructions and method of use

The course of treatment consists of three infusions of 1 ampoule of 50.0 ml GENOS FIBROCELL BOOST MEN each. The entire 50.0 ml of the ampoule is mixed in 250 ml of 0.9% NaCl infusion solution. Intravenous infusion is administered for a recommended duration of 45 minutes. Each ampoule contains 10.00 ml of biophysically activated RM31 (equivalent to 0.2 ml of RM31 per ml of solution for injection). The infusions can be administered 1 x per week and can be used indefinitely until the desired result is achieved.

MAGISTRAL RECIPE § 21 AMG: **Sonnen-Apotheke Waiblingen**

Bahnhofstraße 4 | 71332 Waiblingen | Germany

Email: info@genos-fibrocell.com



GENOS FIBROCELL **WOMEN**

